

CR

Lithium Manganese Dioxide Battery (Li/MnO₂)



LITHIUM MANGANESE DIOXIDE BATTERY

Safety Instructions

This battery contains lithium, organic solvents, and other combustible materials. For this reason, improper handling of the battery could lead to distortion, leakage*, overheating, explosion, or fire, causing bodily injury or equipment trouble. Please observe the following instructions to prevent accidents.

(* Leakage is defined as the unintentional escape of a liquid from a battery.)

⚠ Warnings — Handling

■ Keep battery out of reach of children.

Swallowing can lead to chemical burns, perforation of soft tissue, and death. Severe burns can occur within 2 hours of ingestion. If swallowed, seek medical attention immediately.

■ Never charge.

The battery is not designed to be charged by any other electrical source. Charging could generate gas and internal short-circuiting, leading to distortion, leakage, overheating, explosion, or fire.

■ Never heat.

Heating the battery to more than 100 deg. C* could increase the internal pressure, causing distortion, leakage, overheating, explosion, or fire. (* Consult Maxell regarding heat resistant coin type lithium manganese dioxide batteries.)

■ Never expose to open flames.

Exposing to flames could cause the lithium metal to melt, causing the battery to catch on fire and explode.

■ Never disassemble the battery.

Do not disassemble the battery, because the separator or gasket could be damaged, leading to distortion, leakage, overheating, explosion, or fire.

■ Never reverse the positive and negative terminals when mounting.

Improper mounting of the battery could lead to short-circuiting, charging or forced-discharging. This could cause distortion, leakage, overheating, explosion, or fire.

■ Never short-circuit the battery.

Do not allow the positive and negative terminals to short-circuit. Never carry or store the battery with metal objects such as a necklace or a hairpin. Do not take multiple batteries out of the package and pile or mix them when storing. Otherwise, this could lead to distortion, leakage, overheating, explosion, or fire.

■ Never weld the terminals or weld a wire to the body of the battery directly.

The heat of welding or soldering could cause the lithium to melt, or cause damage to the insulating material in the battery. This could cause distortion, leakage, overheating, explosion, or fire. When soldering the battery directly to equipment, solder only the tabs or leads. Even then, the temperature of the soldering iron must be below 350 deg. C and the soldering time less than 5 seconds. Do not use a soldering bath, because the circuit board with battery attached could stop moving or the battery could drop into the bath. Moreover do not use excessive solder, because the solder could flow to unwanted portions of the board, leading to a short-circuit or charging of the battery.

■ Never use different batteries together.

Using different batteries together, i.e. different type or used and new or different manufacturer could cause distortion, leakage, overheating, explosion, or fire because of the differences in battery property. If using two or more batteries connected in series or in parallel even same batteries, please consult with Maxell before using.

■ Never allow liquid leaking from the battery to get in your eyes or mouth.

Because this liquid could cause serious damage, if it does come in contact with your eyes, flush them immediately with plenty of water and consult a physician. Likewise, if the liquid gets in your mouth, rinse immediately with plenty of water and consult a physician.

■ Keep leaking batteries away from fire.

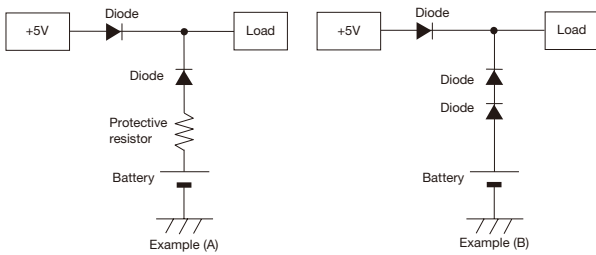
If leakage is suspected or you detect a strong odor, keep the battery away from fire, because the leaked liquid could catch on fire.

■ Never touch the battery electrodes.

Do not allow the battery electrodes to come in contact with your skin or fingers. Otherwise, the moisture from your skin could cause a discharge of the battery, which could produce certain chemical substances causing you to receive a chemical burns.

Warnings — Circuit Design for Back-up Use

This is a primary battery and cannot be charged. If used in memory or RTC back-up applications, be sure to use diodes to prevent charging from the main power source or other batteries, and a protective resistor to regulate the current as shown in the figure below. Note that the points described below should be taken into careful consideration when selecting diodes and protective resistors.



Supplied voltage to load

Because a diode and a resistor generate the voltage drop on operating, please take into consideration these voltage drops for supplied voltage to load.

Using diodes to prevent charging

Please choose diodes with leak current as small as possible. Please keep the charged capacity due to leak current to within 1% of nominal capacity.

Using and setting protective resistors

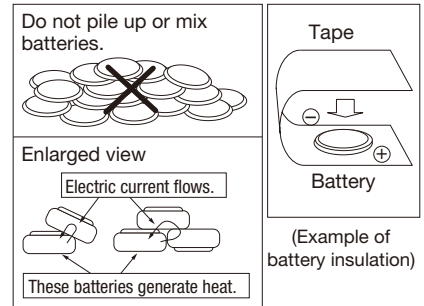
A protective resistor is used to prevent the battery from being charged by large surges of current during diode failure. Please set the resistor so that the maximum current shown in the right table is not exceeded. For example, say a CR2032 battery is used in sample circuit (A) in combination with a main power source 5 volt. Since the permitted charge current is 10mA and this battery's voltage is 3V, let the resistor be $R \geq (5V-3V)/10mA=0.2k \text{ ohm}$, meaning that at least 0.2k ohm is required.

Type	Maximum Current
CR2450HR	15mA
CR2450HR-Ex	15mA
CR2050HR	10mA
CR2032HR	10mA
CR2032H	10mA
CR2032	10mA
CR2025	10mA
CR2016	10mA
CR1632	4.0mA
CR1620	4.0mA
CR1616	2.5mA
CR1220	3.0mA
CR1216	2.5mA
CR17450 AH	20mA
CR17450 A	20mA
CR17335 A	20mA

Note: If the diodes broke down, it is necessary for safety to replace them as soon as possible even though using a protective resistor. Considering the trouble of diodes and resistors, other safety measures should be incorporated in the circuit design.

Warnings — Disposal

The battery may be regulated by national or local regulation. Please follow the instructions of proper regulation. As electric capacity is left in a discarded battery and it comes into contact with other metals, it could lead to distortion, leakage, overheating, or explosion, so make sure to cover the (+) and (-) terminals with friction tape or some other insulator before disposal.



Caution — Handling/Storage

Never expose the battery to ultrasonic sound.

Exposing the battery to ultrasonic sound may cause short-circuiting because the inside material is broken into pieces, leading to distortion, leakage, overheating, explosion, or fire.

Never subject the battery to severe shock.

Dropping, throwing or stomping on the battery may cause distortion, leakage, overheating, explosion, or fire.

Never short-circuit the battery while installing into equipment.

Please be careful when installing the battery not to short-circuit it with metal portions of the equipment.

Use the correct battery suitable for the equipment.

The battery may not be suitable for the specific equipment due to the using conditions or type of equipment. Please select the suitable battery according to the handling instructions of the equipment.

Never use or leave the battery in a hot place such as under the direct rays of the sun or in a car in hot weather.

If you do, this may cause distortion, leakage, overheating, explosion, or fire.

Never allow the battery to come in contact with water.

If it does, this may cause the battery to rust or lead to distortion, leakage, overheating, explosion, or fire.

Never store the battery in a hot and humid environment.

Otherwise it may cause battery performance deterioration, deformation, leakage, overheating, or explosion.

Keep contact force more than 2N.

The battery voltage may be lower than intended value because of poor contact condition, please keep contact force more than 2N for suitable contact resistance.

Heat Resistant Coin Type Lithium Manganese Dioxide Battery



Overview

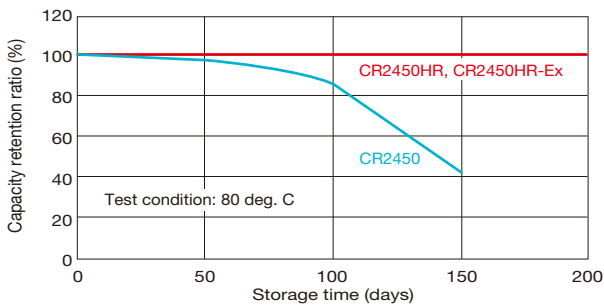
Maxell's original sealing technology and highly heat-resistant material expands operating temperature range remarkably, making the batteries supremely suitable for automobile applications — for powering TPMS (Tire Pressure Monitoring System) sensors, for example.

Features

- **Wide operating temperature range: -40 deg. C to +125 deg. C*** CR2450HR-Ex batteries can even be used at temperatures up to 150 deg. C, depending on other conditions.
- **Superior leak-resistant characteristics even under high temperature and acceleration.**
- **Can be used even under 2000G, which is equivalent to driving at 300km/h.**
- **Electric characteristics are maintained after long periods of exposure to high temperature and humidity.**

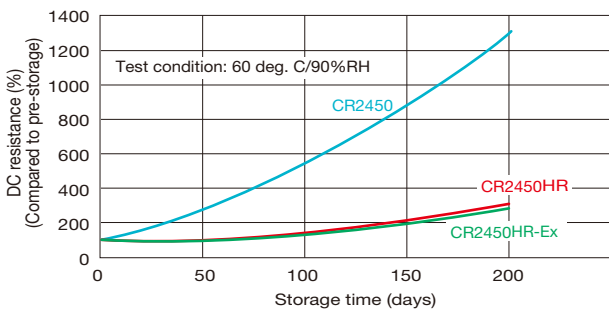
* When using at temperatures exceeding 85 deg. C, please consult Maxell in advance for conditions of use.

Fig. 1 Storage Characteristics under High Temperatures



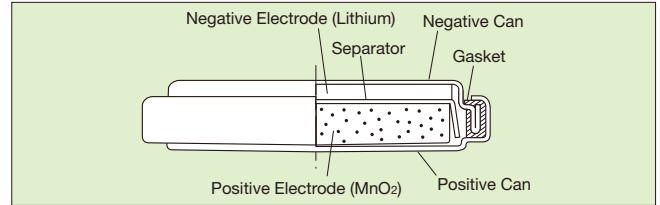
Very little deterioration in capacity due to high storage temperature of 80 deg. C, compared to CR2450 battery.

Fig. 2 Storage Characteristics under High Temperature/Humidity



Very little deterioration in internal resistance due to high humidity (60 deg. C/90%RH), compared to CR2450 battery.

Construction



UL Recognized Components

The heat resistant coin type lithium manganese dioxide battery is a UL (Underwriters Laboratories Inc.) recognized component. (Technician Replaceable)

Recognized models: CR2450HR, CR2050HR, CR2032HR
Certification Number: MH12568

Applications

- TPMS (Tire-Pressure Monitoring System)
- ETC (Electronic Toll Collection System)
- Communication Tags
- Set-Top Boxes
- OA Machines (Fax, Copiers, Printers)
- Notebook PCs ● Desktop PCs
- Medical Instruments, Cash Registers
- FA Instruments (Measuring Instruments, Onboard Microcomputers, Sensors)
- Electronic Meters (Water, Gas, Electricity)

Products

Model	CR2450HR-Ex	CR2450HR	CR2050HR	CR2032HR
Nominal Voltage (V)	3	3	3	3
Nominal Capacity (mAh)*1	525	550	350	200
Nominal Discharge Current (mA)	0.2	0.2	0.2	0.2
Operating Temperature Range (deg. C)	-40 to +125 (max. 150)		-40 to +125	
Acceleration Resistance	Max. 2000G*3			Max. 3300G
Dimensions*2	Diameter (mm)	24.5	24.5	20.0
	Height (mm)	5.0	5.0	3.2
Weight (g)*2	6.8	6.8	4.1	3.0

*1 Nominal capacity indicates duration until the voltage drops down to 2.0V when discharged at a nominal discharge current at 20 deg. C.

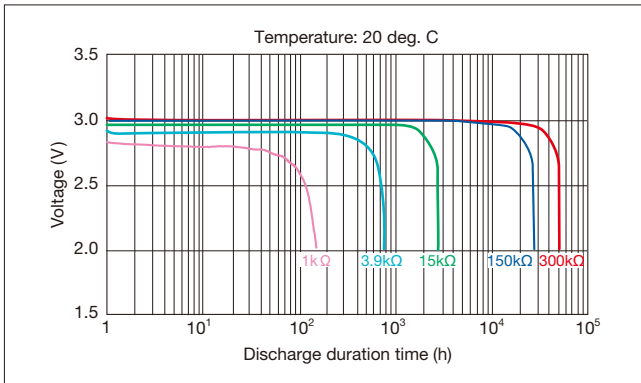
*2 Dimensions and weight are for the battery itself, but may vary depending on terminal specifications and other factors.

*3 Equivalent to acceleration when driving at 300km/h, when attached to a 17-inch wheel.

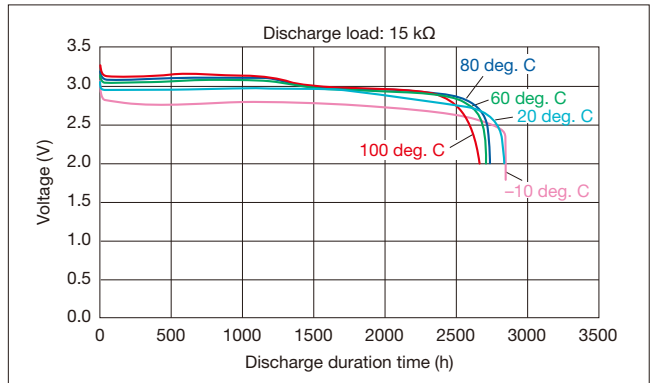
● Data and dimensions are just reference values. For further details, please contact your nearest Maxell dealer or distributor.

Characteristics (CR2450HR)

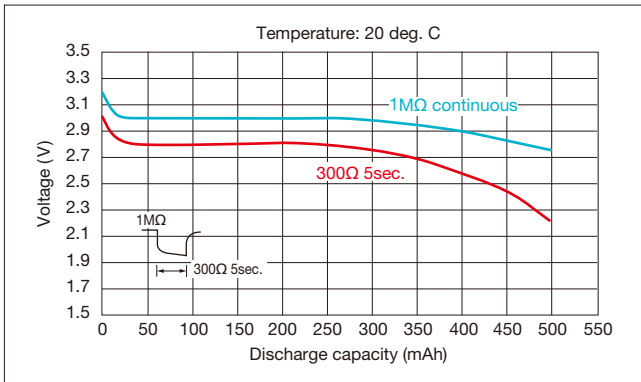
Discharge Characteristics



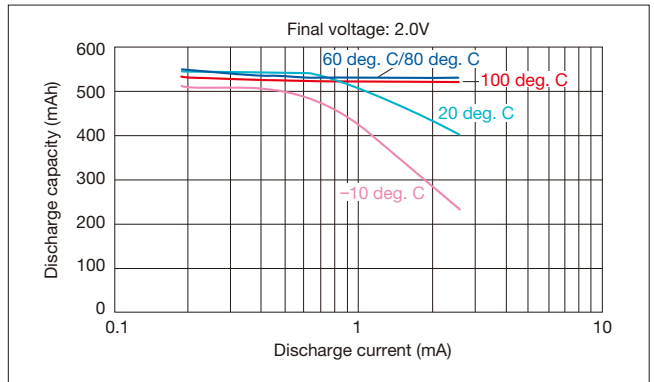
Temperature Characteristics



Pulse Discharge Characteristics



Relationship between Discharge Current and Discharge Capacity



External Dimensions with Terminals and Wire Connectors (unit : mm)

CR2450HR T25	CR2450HR HAB-T40	CR2450HR SBO-T23	CR2450HR WK
<p>Actual appearance</p>			<p>Housing: ZHR-2 (JST) Contact: SZH-002GU-P0.5 (JST) Wire: AWG26 UL1061</p>
CR2050HR HBB-T66	CR2050HR SBO-T23	CR2032HR SAO-T60	<p> : Horizontal & Through hole Type : Horizontal & Surface mounting Type : Wire connector Type : Tin plating </p> <p>The above are examples. Processing to meet customer requests is possible.</p> <p>Visit our website for more information http://biz.maxell.com/en/ Go to: Products > Primary Batteries > CR (Heat Resistant Coin Type Lithium Manganese Dioxide Battery)</p>



Visit our website at: biz.maxell.com

Maxell is accredited with international quality management standard ISO 9001 and international environmental management standard ISO 14001 certifications.

Catalog contents accurate as of January 2018.

Data and dimensions are just reference values.

Contents on this catalog are subject to change without notice.

Committed to the highest quality assurance management standards as well as responsibility to the environment.

Maxell, Ltd. Energy Division

